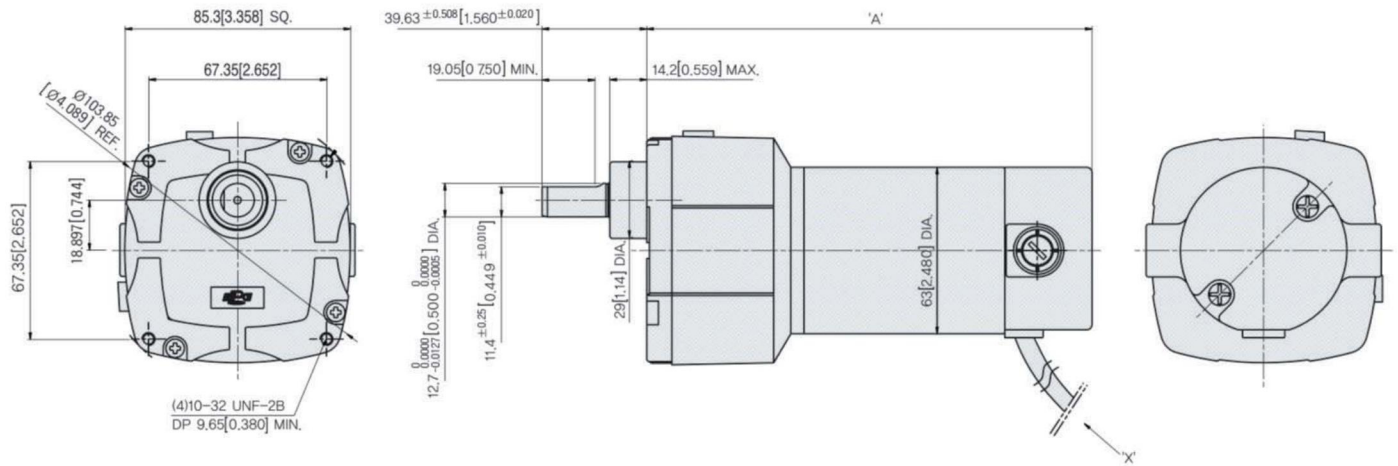


SPECIAL TYPE

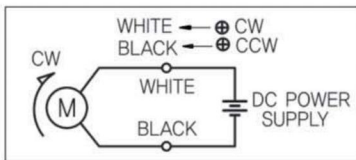
# BS2 □ SERIES DC GEARED MOTOR

## MOTOR DIMENSION

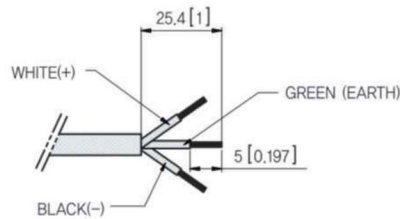
UNIT : mm[inch]



## CIRCUIT DIAGRAM



(THE DIRECTION OF MOTOR ROTATION IS AS VIEWED FROM THE OUTPUT SHAFT END OF THE MOTOR)



VIEW "X"

## STANDARD FEATURES

- GEAR HOUSING에 VENT HOLE 적용으로 SEALING수명 연장.
- MOTOR입력축 및 출력 SHAFT에 LIP-TYPE SEAL 적용
- 출력축에 NEEDLE BEARING 적용으로 내구 수명 및 축방향 하중능력 증대.
- 기어용 영구적 윤활유 적용으로 기어수명 연장
- MOTOR SHAFT에 정밀 가공된 HELICAL GEAR 적용으로 고강도 및 저소음 실현.